



RF2000H

Reforming of Dry Ice Pellets to Airline Dry Ice Slices



Pellets to Slice

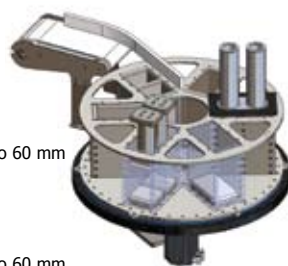
The Pellet-to-Slice Reformer is fully automated, with the flexibility to reform dry ice pellets (or nuggets) into slices.



105 x 125 x 20 up to 60 mm



210 x 125 x 20 up to 60 mm



Technical Data

Machine Dimensions mm/inch:

Length: 1526 / 60

Width: 1210 / 48

Height: 2480 / 98

Weight:

kg: 2000 / lbs: 4409

Rated Output:

Up to 800 slabs/hour (20 mm)

Kg/h: 655

lbs/h: 1444

of high-quality dry ice slabs, depending on the size of slabs chosen

Inlet Liquid CO₂ Pressure:

bar: 16 - 22

psi: 232 - 319

Power Supply:

3 x 400 V AC + PE, 50Hz

Imax: 32 A

Rated Power:

kW: 11

Hp: 15

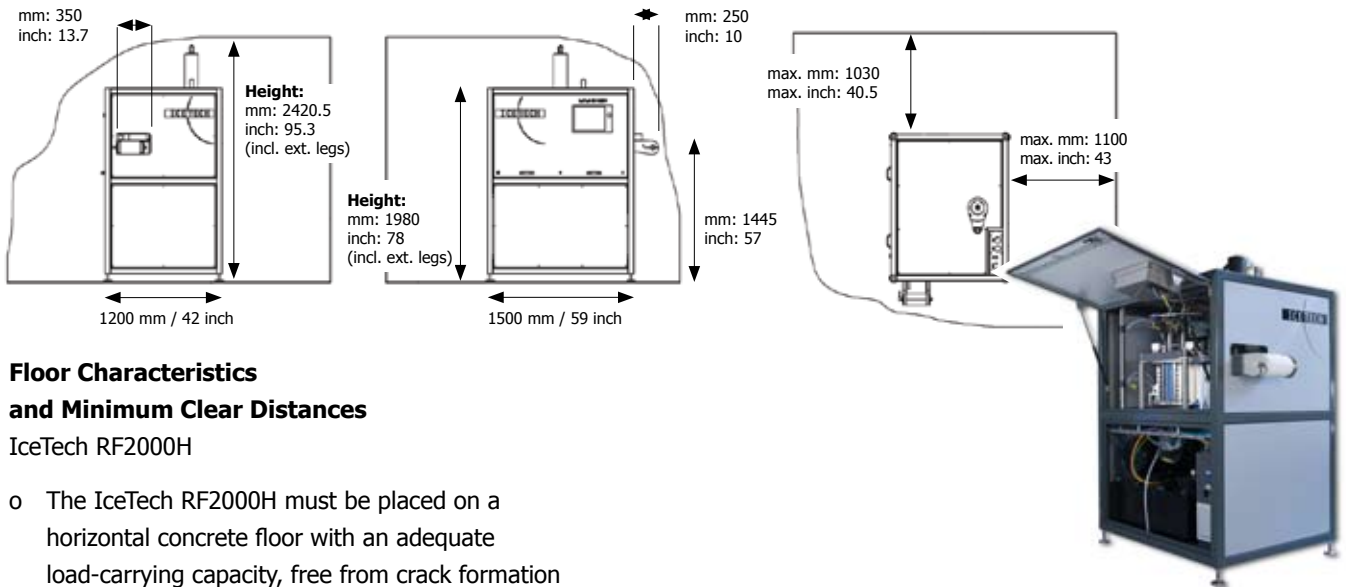
Noise Level Below 75 db(A)

ICETECH

Contact IceTech to obtain expert advice on the right pelletizer solution for you.

Head office Europe: +45 7656 1500 • Head office United States: +1 513-942-4144 • Logistics Center Germany: 08004 238 324
Head Office Asia: +65 6686-2159 • Or visit IceTech online at www.icetechworld.com to learn more.

RF2000H



Floor Characteristics and Minimum Clear Distances

IceTech RF2000H

- o The IceTech RF2000H must be placed on a horizontal concrete floor with an adequate load-carrying capacity, free from crack formation and suitable for bolting the IceTech RF2000H to it.
- o The minimum clear distances must be observed to provide sufficient space for opening the cabinet doors and servicing the IceTech RF2000H.

Installation of the IceTech RF2000H

The installation of the IceTech RF2000H must be carried out by one of IceTech's service technicians, or by a technician approved by IceTech.



Thickness in mm	20	25	30	35	40	45	50	55	60
Weight in gr/slice 210 x 125 mm	820	1020	1230	1430	1640	1840	2050	2250	2460
Weight in gr/slice 105 x 125 mm	410	510	615	715	820	920	1025	1125	1230
Cycle time in sek	4.5	4.5	4.5	4.5	4.5	4.5	4.5	4.5	4.5
Capacity in slab/hr 210 x 125 mm	800	800	800	800	800	800	800	800	800
Capacity in slab/hr 105 x 125 mm	1600	1600	1600	1600	1600	1600	1600	1600	1600
Capacity in kg/hr	655	819	984	1144	1312	1472	1640	1800	1968

Other sizes are available upon request.

If the IceTech RF2000H is connected to your LAN or Internet, the entire display can be transferred to the computer desktop of your choice – anywhere in the world.

This allows online support by using diagnostic software on the industrial PC.



Contact IceTech to obtain expert advice on the right pelletizer solution for you.

Head office Europe: +45 7656 1500 • Head office United States: +1 513-942-4144 • Logistics Center Germany: 08004 238 324
Head Office Asia: +65 6686-2159 • Or visit IceTech online at www.icetechworld.com to learn more.